




EOT -
5/19/05

PLS ENGINEERING, P.C.
CIVIL & ENVIRONMENTAL ENGINEERING
1635 NORTH ROAD ♦ TULLY, NEW YORK 13159
TELEPHONE (315) 696-5252 ♦ FAX (315) 696-6643
plseng@yahoo.com

April 25, 2005

Mayor Taylor and Village Board
Village of Dryden
16 South Street
Dryden, N.Y. 13053



Re: Cortland Road Sewer District Water Extension

Dear Mayor Taylor:

Per your request we have completed a rough layout for the extension of potable water mains to serve the areas to the north of the existing Village line as discussed at our meeting on April 6th. The area to be served includes:

- The recent DOT Annexation
- The proposed Dryden Mutual Annexation
- The proposed additional Annexation
- The proposed Town of Dryden Water District

as identified on the map (file name: annexation.doc) provided by the Town of Dryden Zoning and Building Department on April 6th. A copy of this map is attached.

The attached spreadsheet provides a summary of items to be constructed and estimated cost of the necessary facilities. As shown on this spreadsheet a total Project cost of roughly \$431,000.00 is anticipated.

Please do not hesitate to contact us if you have any questions on this matter.

Sincerely,

Paul Sheneman, P.E.

cc: File (I:\Village of Dryden\Docs\WaterExtension.doc)

ANNEXATION AND CORTLAND ROAD SEWER DISTRICT

900 0 900 1800 Feet



PROPOSED AREA TO BE ANNEXED TO VILLAGE

PROPOSED AREA TO BE TOWN WATER DISTRICT

TC3 37.-1-8.3

TC3 37.-1-8.2









Westerling 37.-1-2.2

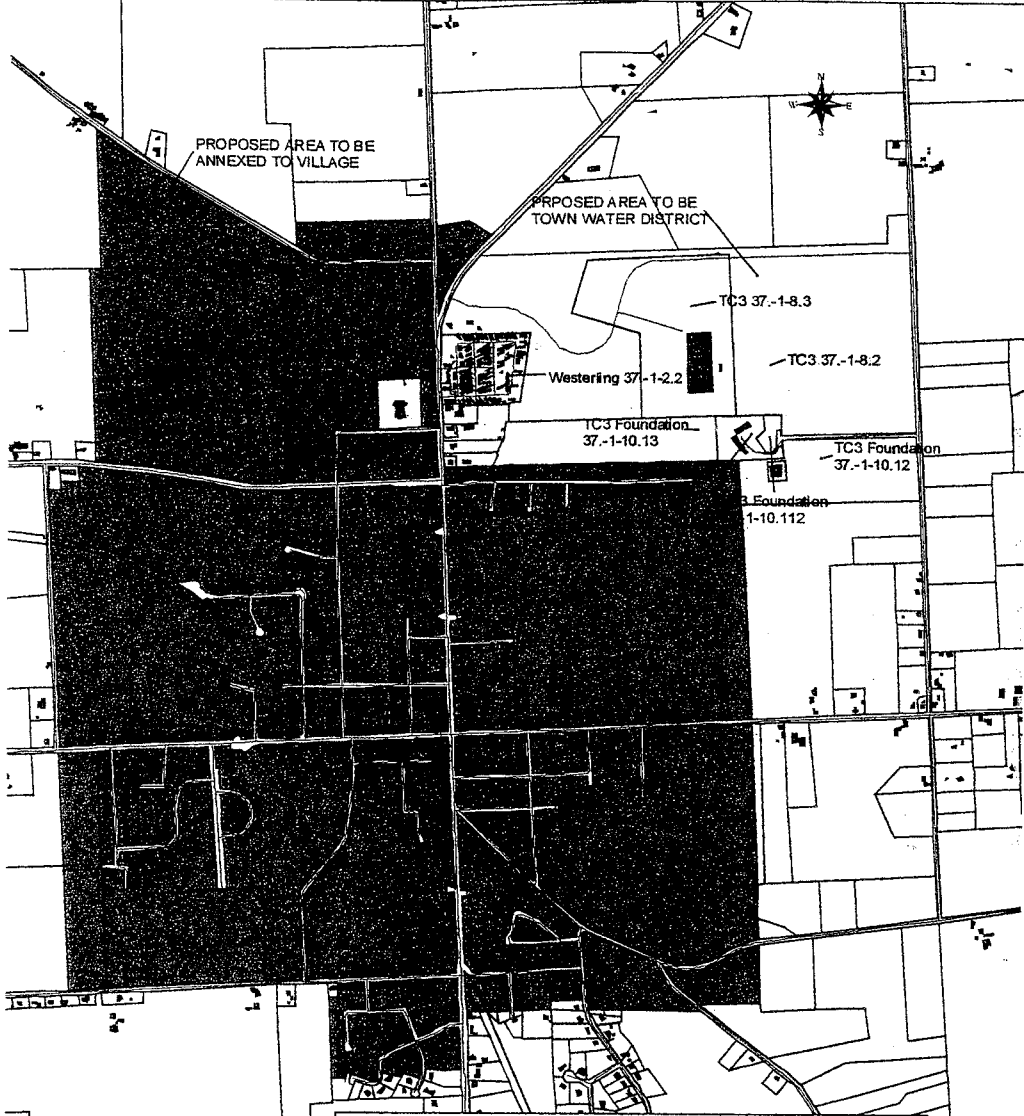
TC3 Foundation 37.-1-10.13

TC3 Foundation 37.-1-10.12

TC3 Foundation 37.-1-10.112

CORTLAND WATER DISTRICT

- | | | |
|--|--|--|
|  DOT Annexation |  Proposed Town Water District |  Village Pre-Annexation |
|  Roads |  Proposed Annexation to Village |  Town of Dryden Parcels |
|  Building |  Proposed Annexation, Dryden Mutual | |



VILLAGE OF DRYDEN
 COST ESTIMATE FOR WATER SYSTEM EXTENSION
 TO CORTLAND ROAD DISTRICT - APRIL 2005

Quantity	Units	Work Item	Unit Cost	Ext. Cost
6000	L.F.	8" DIP Class 52	\$ 25.00	\$ 150,000.00
12	Each	8" Gate Valves	\$ 825.00	\$ 9,900.00
13	Each	Fire Hydrant Assemblies	\$ 2,900.00	\$ 37,700.00
2	Each	10" AC x 8" DI TS&V	\$ 4,000.00	\$ 8,000.00
3	Each	State Highway Crossings	\$ 15,000.00	\$ 45,000.00
15	Each	Long side Service connectios	\$ 800.00	\$ 12,000.00
10	Each	Short Side Service Connections	\$ 450.00	\$ 4,500.00
1100	L.F.	1" Copper tubing	\$ 12.00	\$ 13,200.00
4500	L.F.	Grassed Area Restoration	\$ 4.50	\$ 20,250.00
1500	L.F.	Pavement restoration	\$ 12.00	\$ 18,000.00
1	L.S.	Mobilization, Bonds, Insurance @ 7%	\$ 22,298.50	\$ 22,298.50
		Construction Subtotal		\$ 340,848.50
		10% Construction Contingencies		\$ 34,084.85
		Total Construction Cost		\$ 374,933.35
		15% Legal and Engineering		\$ 56,240.00
		Total Est. Proj. Cost		\$ 431,173.35

MEMO

To: Mayor Reba Taylor
Trustee Mary Ellen Bossack
Trustee Mark Strom
Trustee Dan Wakeman
Trustee Bob Witty

From: Clerk/Treasurer Debra Marrotte

Date: May 12, 2005

Re: PLS Engineering

Attached is an update of the amount paid to PLS Engineering. I have separated the amount paid for the George Street/Mill Street water main project, Cortland Road Sewer District Contract and the Wastewater Treatment Plant upgrade. Please note that the amount of the original permissive referendum for the upgrade was \$377,000.00. The amount expended to date is \$306,577.00, which results in a balance of \$70,423.00 remaining on that referendum.

Waste Water Treatment Plant

10,500.00
 (10,498.75)
1.25

Waste Water Treatment Facility renovation

Payment amount	Date paid	CRSD	George/Mill St
1,522.00	04/25/03		
13,720.00	05/16/03		
22,307.50	06/23/03		
28,325.00	07/08/03		
24,105.00	08/22/03		
31,900.00	09/19/03		
27,695.00	10/20/03		
28,450.00	11/21/03		
25,655.00	12/19/03		
25,657.50	02/23/04		
19,400.00	02/11/04	\$ 990.00	
18,225.00	03/19/04	\$ 4,365.00	
10,640.00	04/19/04	\$ 450.00	\$ 90.00
7,060.00	05/24/04		\$ 1,100.00
9,065.00	06/21/04	\$ 1,125.00	\$ 6,390.00
5,335.00	08/20/04		\$ 5,335.00
3,855.00	08/20/04		\$ 3,855.00
5,610.00	10/22/04		\$ 3,990.00
7,045.00	10/22/04		\$ 7,045.00
8,560.00	12/20/04	\$ 6,120.00	\$ 300.00
5,760.00			
5,750.00			
<u>335,642.00</u>		<u>\$ 13,050.00</u>	<u>\$ 28,105.00</u>

nt Funds)

istrict Contract

r Treatment Plant

3/05

Portland Road Sewer District

ce remaining

CORTLAND ROAD SEWER DISTRICT
RATE COMPARISON USING UNITS/GALLONS

USED OCTOBER 15, 2003 USAGE AMOUNTS FOR CALCULATIONS

Acct	gallons used	special notes:	Actual bill using units	with adjustment using gallons
36	5000	Estimated	\$ 165.09	\$ 99.82
37	19110		\$ 142.76	\$ 141.16
560	45780		\$ 1,752.65	\$ 227.36
561	20870		\$ 148.82	\$ 146.32
562	10130		\$ 114.93	\$ 114.86
563	0	No meter	\$ 92.50	\$ 92.50 (minimum bill)
564	6900		\$ 105.44	\$ 105.40
565	0	Estimated/Broken Meter	\$ 1,665.00	\$ 92.50 (minimum bill)
566	17691		\$ 137.88	\$ 105.40
580	15180		\$ 129.78	\$ 129.66
581	38870		\$ 303.24	\$ 203.60
582	37570		\$ 1,153.25	\$ 199.12
583	283310		\$ 1,826.54	\$ 1,156.94
584	5000	Estimated	\$ 99.85	\$ 99.82
585	0	Estimated/Broken Meter	\$ 92.50	\$ 92.50 (minimum bill)
587	2407260		\$ 13,135.82	\$ 10,056.30
588	18603		\$ 864.71	\$ 139.68
589	8600		\$ 135.78	\$ 110.38
590	6755109		\$ 26,271.63	\$ 28,273.78
594	0	Estimated/Broken Meter	\$ 115.63	\$ 92.50 (minimum bill)
595	11030		\$ 144.72	\$ 117.50
598	2794097		\$ 11,462.28	\$ 11,677.14
599	10650		\$ 324.76	\$ 116.38
601	31370		\$ 340.06	\$ 177.80
602	0	Water off	\$ 115.63	\$ 92.50 (minimum bill)
603	3900		\$ 118.48	\$ 96.60

CORTLAND ROAD SEWER DISTRICT
RATE COMPARISON USING UNITS/GALLONS

604	90080		\$ 860.45	\$ 382.28	
605	0	water off	\$ 115.63	\$ 92.50	(minimum bill)
Acct.		gallons used	Actual bill with adjustment		
		special notes:	using units	using gallons	
606	30000		\$ 376.83	\$ 173.08	
613	49460		\$ 1,796.55	\$ 240.02	
614	25000	Estimated	\$ 302.60	\$ 158.42	
615	10940		\$ 144.39	\$ 117.22	
617	90210		\$ 497.09	\$ 382.76	
618	251570		\$ 7,189.75	\$ 1,023.96	
619	13000	Estimated	\$ 373.53	\$ 123.26	
620	55120		\$ 423.06	\$ 259.50	
622	4910	Estimated	\$ 185.00	\$ 99.56	
			\$ 73,224.61	\$ 57,010.08	
			\$ 73,224.61		
			\$ (57,010.08)		
			\$ 16,214.53		Anticipated revenues down per quarter
			\$ 64,858.12		annual figure